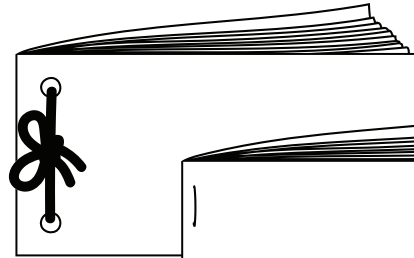


1. Cut along the dashed lines. Fold this cutout in half to create the cover and back of the coloring booklet.



3. Place the eight individual pages inside the folded cover/back.

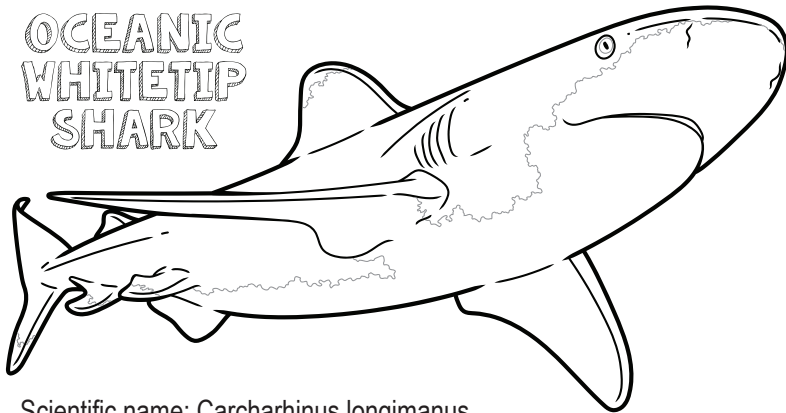
4. Secure the pages like a book with a couple staples or use a hole-punch and some string/ribbon.

2. Cut along the dashed lines. The two sharks on this page, plus the six sharks on the next page, will create an eight page mini coloring booklet!



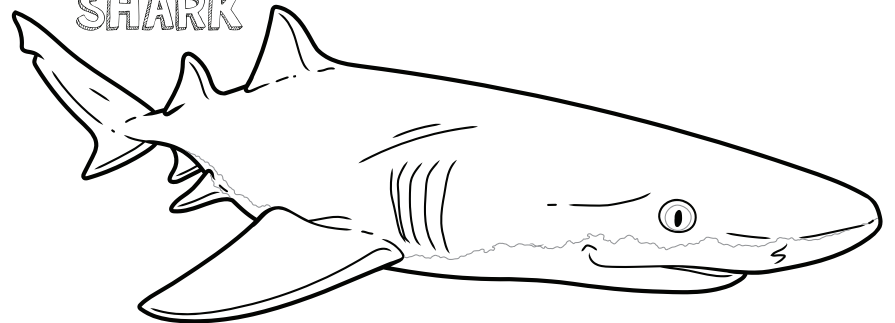
Now that you've made the book, it's time to color!

OCEANIC
WHITETIP
SHARK




Scientific name: *Carcharhinus longimanus*

LEMON
SHARK




Scientific name: *Negaprion brevirostris*

GREAT WHITE SHARK




Scientific name: Carcharodon carcharias

BLACKTIP SHARK




Scientific name:
Carcharhinus limbatus

TIGER SHARK




Scientific name:
Galeocerdo cuvier

GREAT HAMMERHEAD SHARK




Scientific name: Sphyrna mokarran

CARIBBEAN REEF SHARK



Scientific name:
Carcharhinus perezii

BULL SHARK



Scientific name: Carcharhinus leucas