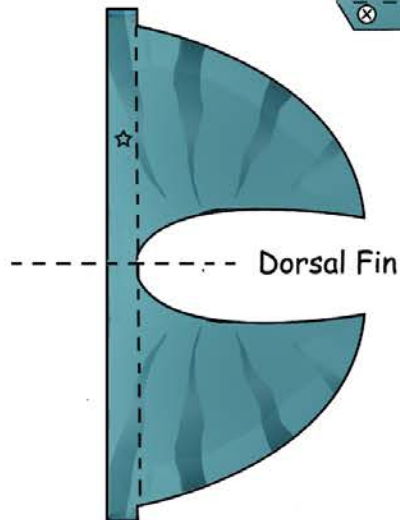
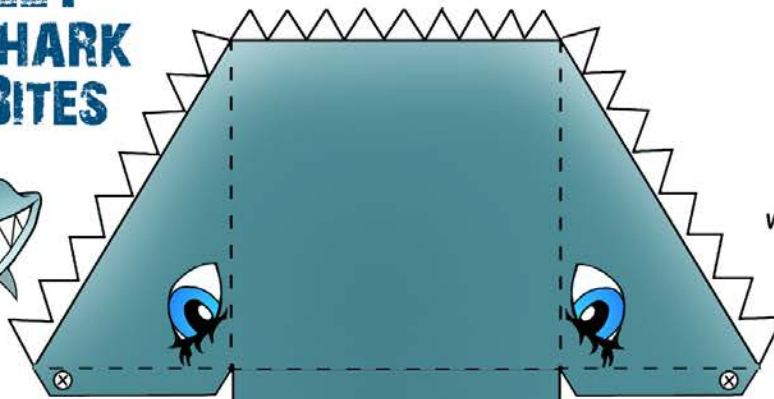



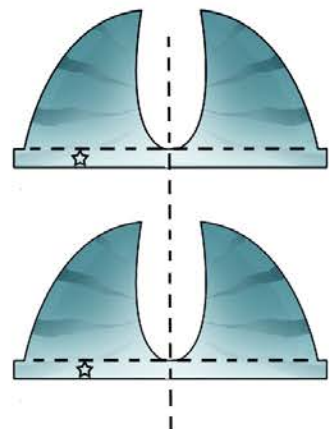
# MAKE A TILLY THE TIGER SHARK BOX THAT BITES



www.Sharks4Kids.com



Pectoral Fins



Always make sure you are supervised by an adult when doing sharky craft projects

1. Cut out Tilly the Tiger Shark and her fins.
2. Fold along all the dotted lines.
3. Blob some glue along all the tabs marked with an X.
4. Fold Tilly into the shape of a box and stick glued tabs to the inside of the box.
5. Fold over the fins and glue together.
6. Fold the fins along the dotted line and glue them onto Tilly where you see a ☆