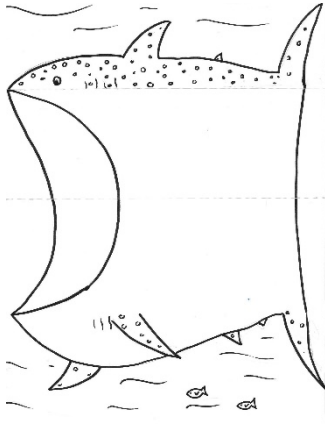



Big Mouth Whale Shark


1. Print out template and color. (Works best on regular size printer paper (8 1/2 x 11))




2. Fold back along the upper dashed line – the fold needs to run across the whole width of the paper.



3. Bring the fold down to the bottom line and press the paper down to flatten it.





*Make it your own and draw a fish or two in the mouth of the shark for a surprise when opening.

