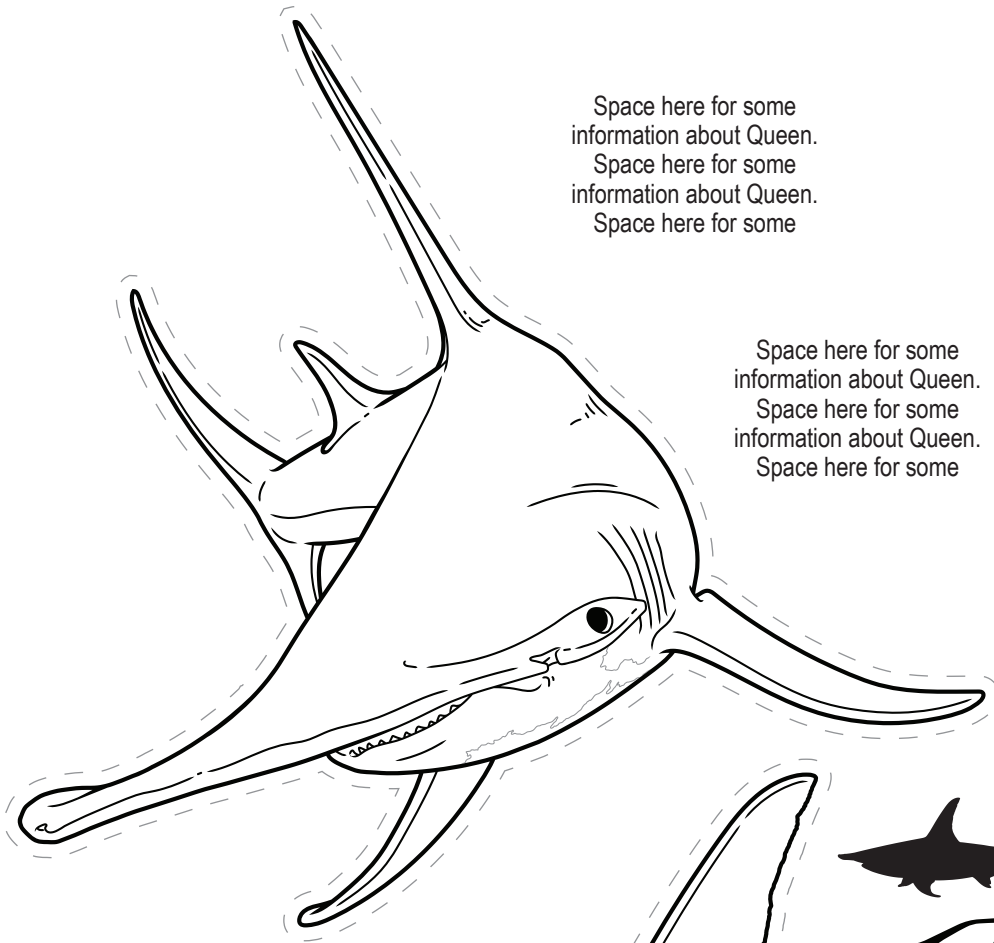


QUEEN

THE GREAT HAMMERHEAD SHARK

Written by Sharks4Kids with Illustrations by Sharktopia - Artwork created from photographs taken by Jillian Morris






Space here for some information about Queen.
Space here for some information about Queen.
Space here for some

Space here for some information about Queen.
Space here for some information about Queen.
Space here for some

Space here for some information about Queen.
Space here for some information about Queen.
Space here for some



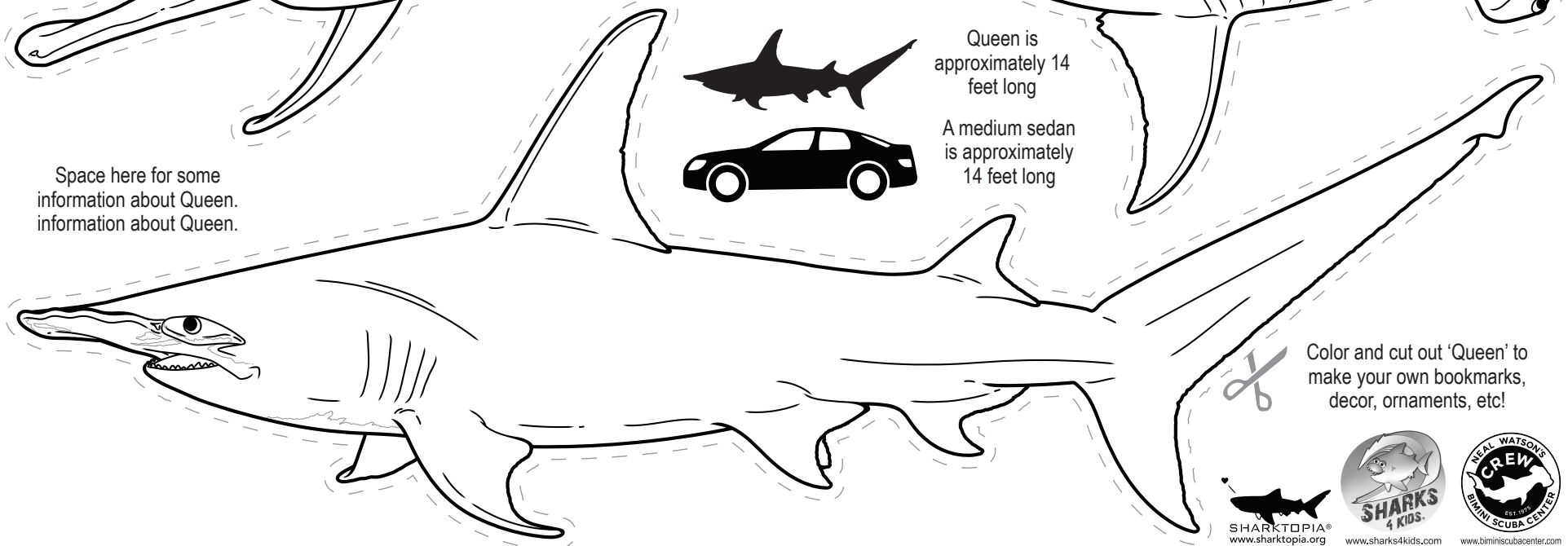
One of the many threats Great Hammerhead sharks face is sport fishing.



Queen is approximately 14 feet long

A medium sedan is approximately 14 feet long

Space here for some information about Queen.
information about Queen.

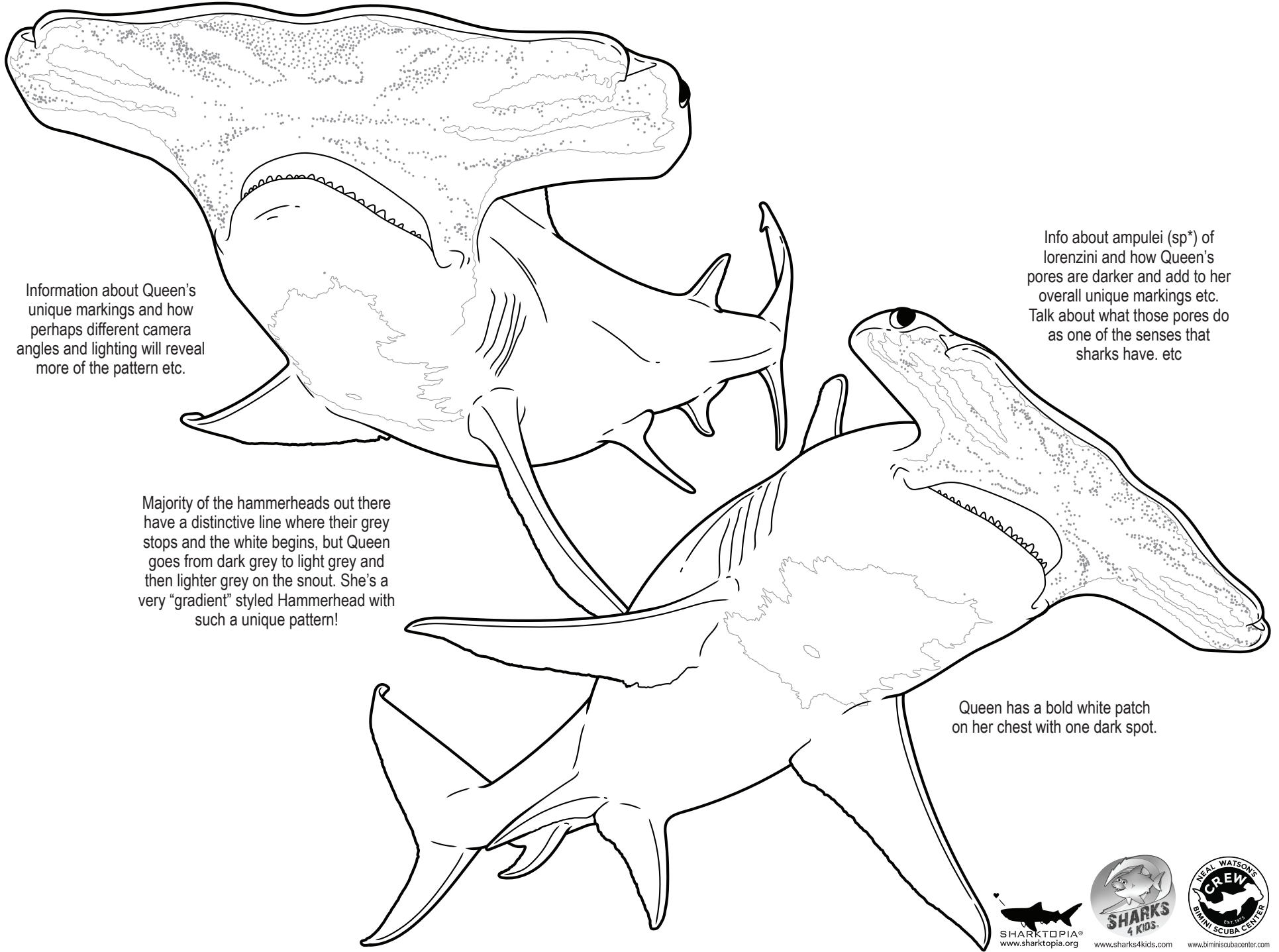


Color and cut out 'Queen' to make your own bookmarks, decor, ornaments, etc!



www.sharks4kids.com

www.bimini-scuba-center.com




Information about Queen's unique markings and how perhaps different camera angles and lighting will reveal more of the pattern etc.

Majority of the hammerheads out there have a distinctive line where their grey stops and the white begins, but Queen goes from dark grey to light grey and then lighter grey on the snout. She's a very "gradient" styled Hammerhead with such a unique pattern!

Info about ampulei (sp*) of lorenzini and how Queen's pores are darker and add to her overall unique markings etc. Talk about what those pores do as one of the senses that sharks have. etc

Queen has a bold white patch on her chest with one dark spot.



Refer to the previous page for inspiration. Get creative and give 'Queen' some new and unique markings! Once you're finished, cut along the dashed lines. You can use the cut outs to make your own bookmarks, decor, ornaments, etc!